

**Mounting:**

-surface mounted  
-suspended

**Housing:** polycarbonate**Diffuser:**

opal polycarbonate, UV-rays stabilized

**Fixing brackets:**

stainless steel

**LED:** SMD 2835**CRI:** >80-90**AC Volt:** 220-240V**Frequency:** 50/60Hz**Color temperature, K:**

CT30-3000K

CT40-4000K

CT50-5000K

CT65-6500K

**Note:** \*Lm given in data is based on 4000k**LED driver:** integral**LED driver options:**

ND - non-dimmable

PH - phase dimmable

010V - 0-10V dimmable

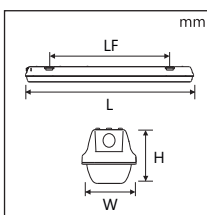

DALI - compatible

**Nominal efficacy:**

90-110 lm/W

**Application:** indoors:

public, private  
areas with high  
humidity and dust levels  
storage, electric room,  
ware-house, parking area  
garbage room, etc.

**Ref Code**

14.24.039.01.36

**Watt**

36W

**Lm(±)**

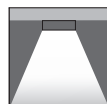
3000

**LED qty**

200

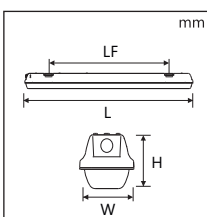
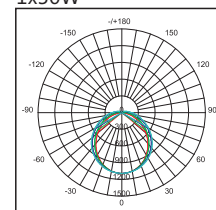
**LxWxHxLF**

1265x90x80x600



**Note:** \* other wattage  
is available on request

1x50W

**Ref Code**

14.24.040.01.10

14.24.041.01.20

14.24.042.01.30

**Watt**

10W

20W

30W

**Lm(±)**

850

1700

2400

**LED qty**

52

108

180

**LxWxHxLF**

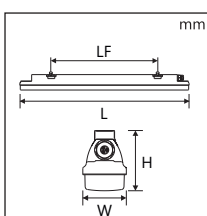
650x60x57x350

1250x60x57x900

1550x60x57x1200



**Note:** \* other wattage  
is available on request

**Ref Code**

14.24.043.01.36

**Watt**

36W

**Lm(±)**

3200

**LED qty**

200

**LxWxHxLF**

1277x70x75x600



**Note:** \* other wattage  
is available on request

1x36W

